

WA Plug-in Electric Vehicle Update through December 2017

WSDOT provides an update on the number of plug-in electric vehicles registered in the state twice per year. Department of Licensing provides raw registration data to WSDOT through the end of the calendar year and through the end of June. The following insights are based on an analysis of the registration data as of December 31, 2017.

This write up includes the following analyses:

- Total registrations of battery electric vehicles (BEV) and plug-in hybrid electric vehicles (PHEV)
- Percentage split between BEV and PHEV registration
- BEV and PHEV registrations by model
- BEV and PHEV registrations by model and model year
- EV registration counts by county

Annual growth in the last year was excluded from this analysis because data from December 2016 was not available for comparison. Those analyses will return with the next update.

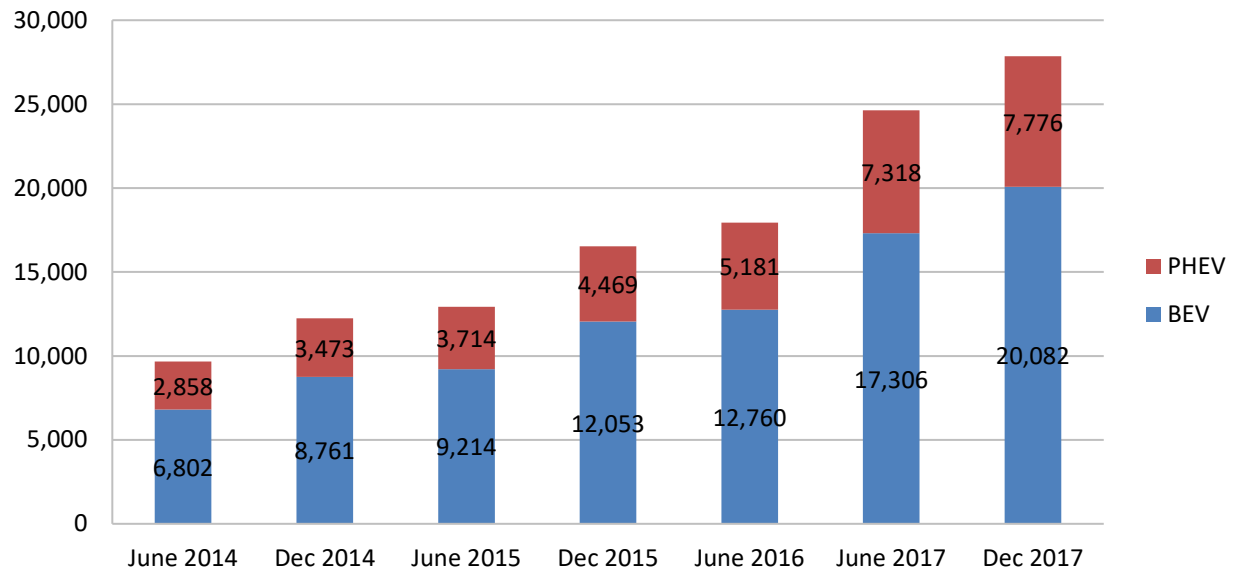
Highlights

- As of December 30, 2017, there were 27,858 plug-in electric vehicles (EV) registered in Washington State.
 - Battery electric vehicles (BEV): 20,082
 - Plug-in hybrid electric vehicles (PHEV): 7,776
- Since July 2017 EV registrations increased by 13 percent.
- King County has broken the 15,000 mark with 15,651 PEVs.
- Garfield County added a BEV and now all counties in the state have at least one EV registered.
- In the last six months, BEV registrations (16%) have grown faster than PHEV registrations (6%).

Annual EV Registration Growth and Growth by County

Annual EV registration growth and growth by county were not calculated because there was no December 2016 data to use for a comparison.

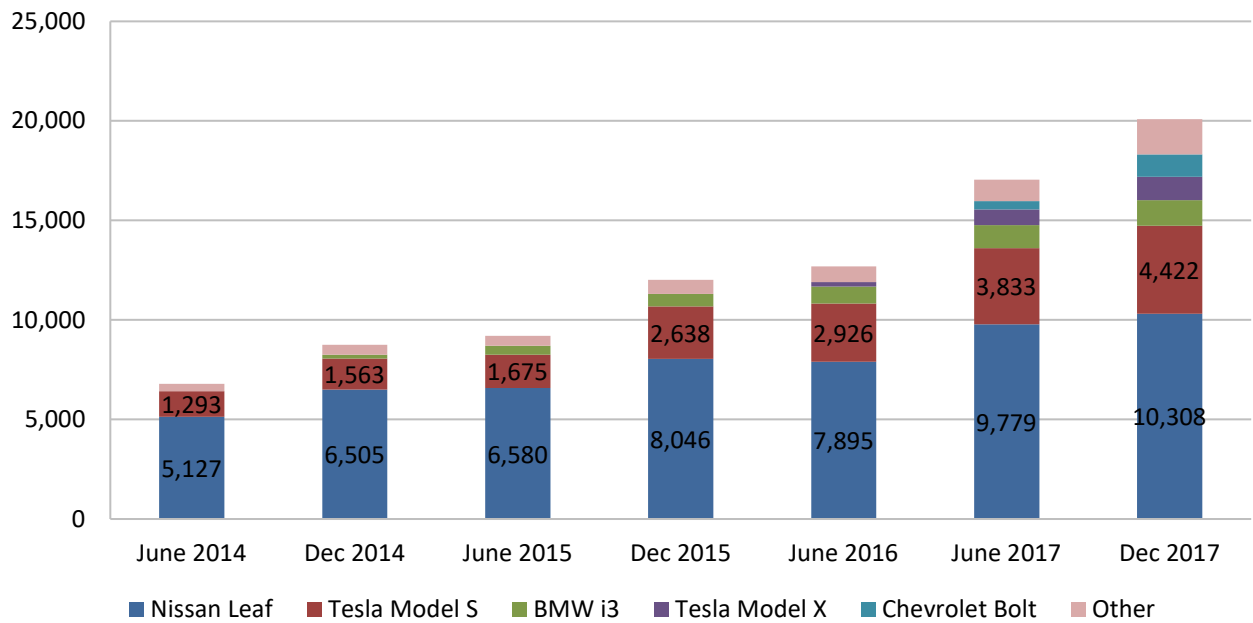
Total Plug-in Electric Vehicle Registrations



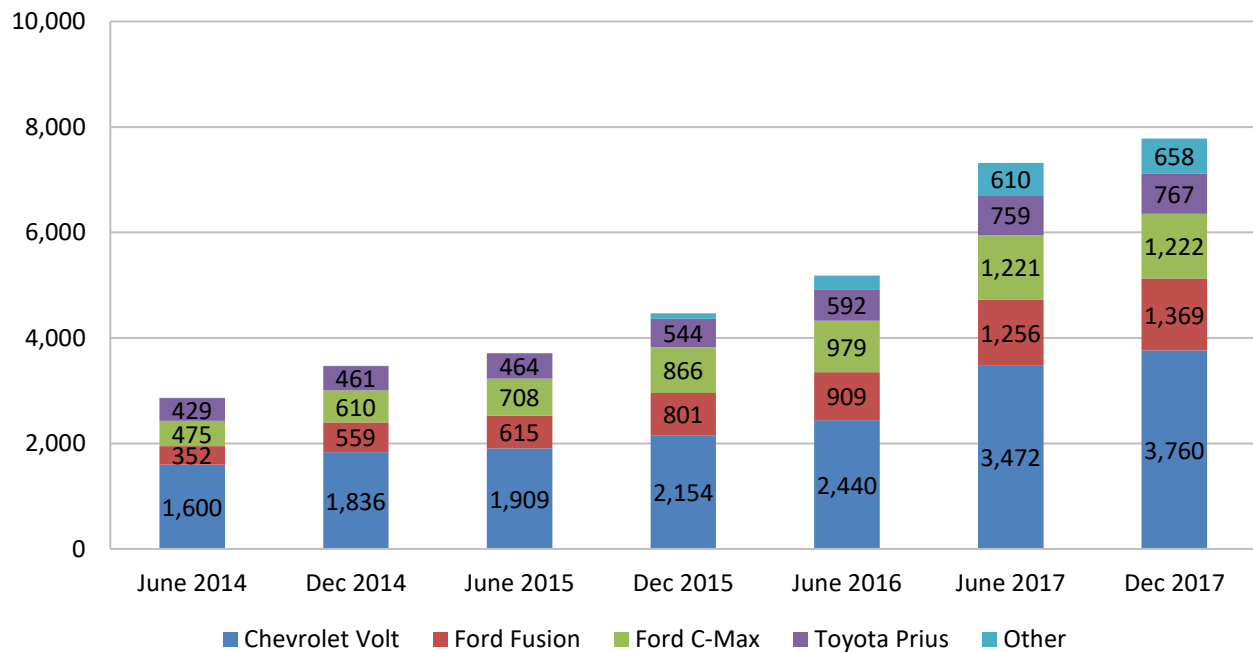
Total EV Registrations and BEV/PHEV split

	June 2014	Dec 2014	June 2015	Dec 2015	June 2016	June 2017	Dec 2017
Total	9,665	12,235	12,928	16,529	17,941	24,624	27,858
BEV	70%	72%	71%	73%	71%	70%	72%
PHEV	30%	28%	29%	27%	29%	30%	28%

Battery Electric Vehicle Registrations by Model¹



Plug-in Hybrid Electric Vehicle Registrations by Model



¹ For a full list of registrations by model see the chart on page 5.

Registration by Vehicle Model (as of December 31, 2017)

	Make/Model	Total
Battery Electric Vehicles	Azure Transit	5
	BMW i3	1,286
	Chevrolet Bolt	1,124
	Chevrolet Spark	86
	Chrysler Pacifica	117
	Coda Sedan Electric	0
	Fiat 500E	373
	Ford Focus	341
	Ford Transit	2
	Honda FIT	0
	Hyundai Ioniq	1
	KIA SOUL EV	296
	Mercedes-Benz B-Class	69
	Mercedes-Benz Smart For Two	184
	Mitsubishi i-MiEV	90
	Nissan Leaf	10,308
	Tesla Model S	4,422
	Tesla Model X	1,177
	Tesla Roadster	68
	Toyota RAV 4	47
VW E-Golf	86	
	BEV Total	20,082
Plug-in Hybrid EVs	Audi e-tron	0
	BMW i8	327
	Cadillac ELR	54
	Chevrolet Volt	69
	Chrysler Pacifica	3,760
	Fisker Karma	0
	Ford C-Max	15
	Ford Fusion	1,222
	Honda Accord	1,369
	Toyota Prius	5
	Volvo XC90	767
		PHEV Total

Active Registrations by Vehicle Model Year (as of December 31, 2017)

	Make Model	Pre-2011²	2011	2012	2013	2014	2015	2016	2017	2018	Total
Battery EV	Azure Transit		3	2							5
	BMW i3					516	309	178	283		1,286
	Chevrolet Bolt								1,124		1,124
	Chevrolet Spark					58	20	8			86
	Chrysler Pacifica								67	50	117
	Fiat 500E				133	122	113	4	1		373
	Ford Focus			16	118	84	58	47	18		341
	Ford Transit		1	1							2
	Hyundai Ioniq								1		1
	KIA SOUL EV						2	188	105	1	296
	Mercedes-Benz B-Class					31	29	5	4		69
	Mercedes-Benz Smart For Two				41	96	37	10			184
	Mitsubishi i-MiEV			59		16	1	13	1		90
	Nissan Leaf		914	745	2,416	820	2,375	1,730	1,308		10,308
	Tesla Model S	1		148	866	689	1,016	880	820	2	4,422
	Tesla Model X							590	587		1,177
	Tesla Roadster	53	15								68
Toyota RAV 4			6	25	16					47	
VW E-Golf						53	23	10		86	
	BEV Total	54	933	977	3,599	2,448	4,013	3,676	4,329	53	20,082
Plug-in Hybrid EV	Audi e-tron							161	156	10	327
	BMW i8					9	28	15	2		54
	Cadillac ELR					52		17			69
	Chevrolet Volt		70	532	887	641	212	56	1,238	124	3,760
	Fisker Karma			15							15
	Ford C-Max				425	265	253	279			1,222
	Ford Fusion				238	335	168	328	277	23	1,369
	Honda Accord					5					5
	Toyota Prius			356	252	118	41				767
	Volvo XC90							97	91		188
		PHEV Total	0	70	903	1,802	1,425	702	953	1,764	157
	Total	54	1,003	1,880	5,401	3,873	4,715	4,629	6,093	210	27,858

² 2008 and 2010 models are registered in WA, but no model year 2009 PEVs are registered in Washington.

WA Battery Electric Vehicle (BEV) Registration by County (as of December 31, 2017)

County	Nissan	Tesla	BMW	Chevrolet	Fiat	Ford	Other³	BEV Total
Adams	2	0	1	2	0	0	1	6
Asotin	7	1	0	0	0	0	0	8
Benton	106	41	8	11	0	7	12	185
Chelan	52	30	1	5	1	1	1	91
Clallam	58	19	1	19	0	4	5	106
Clark	467	248	46	44	17	18	38	878
Columbia	0	0	0	2	0	0	0	2
Cowlitz	32	15	1	4	0	1	2	55
Douglas	27	9	0	2	0	0	2	40
Ferry	1	1	1	0	0	0	0	3
Franklin	22	3	3	3	0	1	2	34
Garfield	0	0	0	0	1	0	0	1
Grant	16	10	3	1	0	1	3	34
Grays Harbor	19	6	1	2	4	2	6	40
Island	75	60	5	10	5	1	6	162
Jefferson	74	21	2	15	4	1	7	124
King	5,789	3,924	938	607	240	196	488	12,182
Kitsap	442	136	32	48	10	13	45	726
Kittitas	12	17	0	3	0	0	1	33
Klickitat	9	11	1	1	0	1	2	25
Lewis	32	12	2	4	0	1	3	54
Lincoln	1	1	1	0	0	0	0	3
Mason	34	17	4	4	1	2	3	65
Okanogan	4	2	1	1	0	0	0	8
Pacific	3	6	0	3	0	0	0	12
Pend Oreille	4	1	0	0	0	0	0	5
Pierce	611	259	72	85	21	30	58	1,136
San Juan	91	24	2	13	2	0	10	142
Skagit	85	53	14	19	3	3	2	179
Skamania	4	5	0	1	0	0	0	10
Snohomish	1,338	405	92	88	20	39	111	2,093
Spokane	170	78	16	23	13	6	16	322
Stevens	4	4	0	1	0	0	0	9
Thurston	302	97	23	152	12	9	36	631
Wahkiakum	0	0	0	0	0	0	0	0
Walla Walla	16	11	1	3	0	0	1	32
Whatcom	363	101	8	24	16	3	27	542
Whitman	6	9	0	2	0	0	0	17
Yakima	21	22	4	3	3	2	5	60
Out of State	9	8	2	5	0	1	2	27
Total	10,299	5,667	1,286	1,210	373	343	895	20,082

³ Other includes Kia (296), Mercedes-Benz (253), Chrysler (117), Mitsubishi (90), Volkswagen (86), Toyota (47), Azure (5), and Hyundai (1).

WA Plug-in Hybrid Vehicle (PHEV) Registration by County (as of December 31, 2017)

County	Chevrolet	Ford	Toyota	Audi	Other⁴	PHEV Total	BEV Total	Grand Total
Adams	1	3	0	0	0	4	6	10
Asotin	1	1	0	0	1	3	8	11
Benton	71	56	10	0	8	145	185	330
Chelan	24	3	4	2	1	34	91	125
Clallam	39	16	18	0	0	73	106	179
Clark	223	162	43	5	9	442	878	1,320
Columbia	0	0	1	0	0	1	2	3
Cowlitz	27	27	4	0	1	59	55	114
Douglas	13	9	3	0	1	26	40	66
Ferry	2	0	0	0	0	2	3	5
Franklin	20	18	3	0	0	41	34	75
Garfield	0	0	0	0	0	0	1	1
Grant	14	12	3	1	0	30	34	64
Grays Harbor	15	21	2	0	2	40	40	80
Island	79	54	11	2	4	150	162	312
Jefferson	31	18	9	0	2	60	124	184
King	1,539	1,086	382	244	218	3,469	12,182	15,651
Kitsap	155	99	24	17	6	301	726	1,027
Kittitas	17	6	2	0	1	26	33	59
Klickitat	8	4	5	1	2	20	25	45
Lewis	25	7	5	2	0	39	54	93
Lincoln	2	2	0	0	0	4	3	7
Mason	41	14	3	1	4	63	65	128
Okanogan	5	6	3	0	0	14	8	22
Pacific	3	2	1	0	0	6	12	18
Pend Oreille	0	2	0	0	0	2	5	7
Pierce	412	302	57	9	23	803	1,136	1,939
San Juan	15	9	4	2	2	32	142	174
Skagit	48	39	9	2	2	100	179	279
Skamania	3	0	2	0	0	5	10	15
Snohomish	413	332	76	14	24	859	2,093	2,952
Spokane	116	69	11	5	3	204	322	526
Stevens	15	4	2	0	0	21	9	30
Thurston	226	112	34	7	5	384	631	1,015
Wahkiakum	0	2	0	0	0	2	0	2
Walla Walla	18	6	3	0	1	28	32	60
Whatcom	93	58	27	12	5	195	542	737
Whitman	11	4	2	0	0	17	17	34
Yakima	30	18	1	1	5	55	60	115
Out of State	5	8	3	0	1	17	27	44
Total	3,760	2,591	767	327	331	7,776	20,082	27,858

⁴ Other includes Cadillac (69), BMW (54), Fisker (15), and Honda (5).