

WA Plug-in Electric Vehicle Update through June 2016

WSDOT provides an update on the number of plug-in electric vehicles registered in the state twice per year. Department of Licensing provides raw registration data to WSDOT through the end of the calendar year and through the end of June. The following insights are based on an analysis of the registration data as of June 30, 2016, as well as some trends for the last four reporting periods.

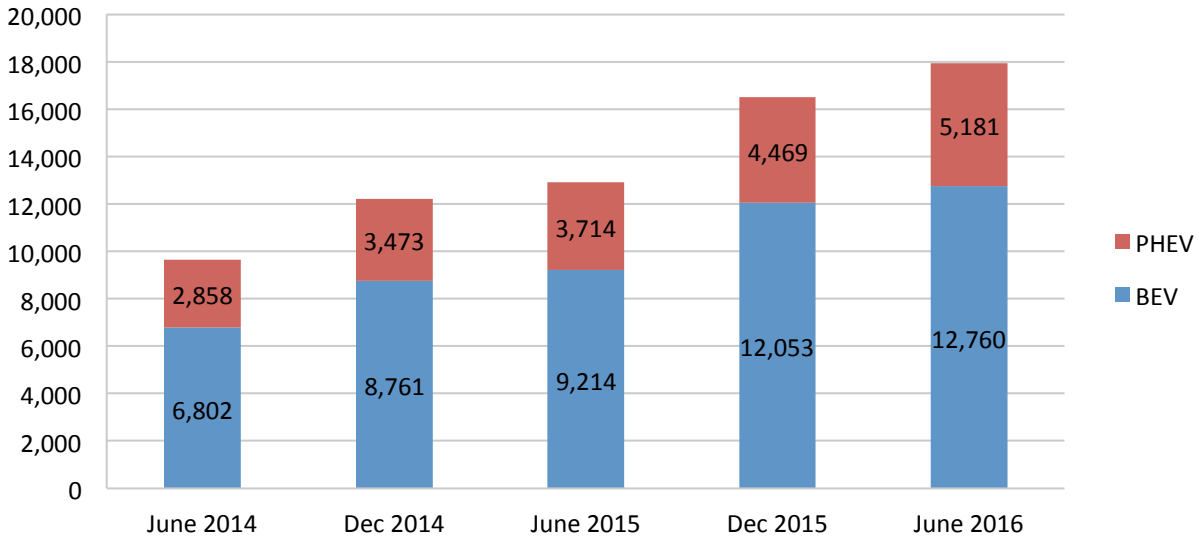
This write up includes the following analyses:

- Total registrations of battery electric vehicles (BEV) and plug-in hybrid electric vehicles (PHEV)
- Percentage split between BEV and PHEV registration
- Year over year EV registration growth
- BEV registration counts
- PHEV registration counts
- EV growth by county
- EV registration growth by vehicle model
- EV registration by model and model year
- EV registration counts by county

Highlights

- As of June 30, 2016, there were 17,941 plug-in electric vehicles (EV) registered in Washington State.
 - Battery electric vehicles (BEV): 12,760
 - Plug-in hybrid electric vehicles (PHEV): 5,181
- Since July 2015, EV registrations increased by 38 percent.
- King County has broken the 10,000 mark with 10,239 PEVs, having added 3,012 in the last year.

Total Plug-in Electric Vehicle Registrations



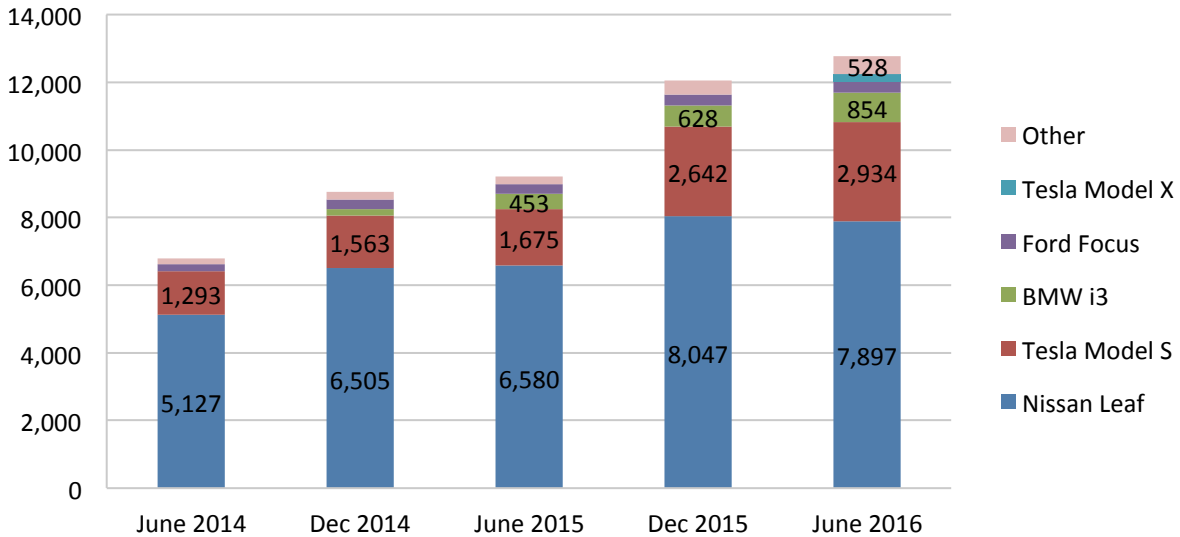
Total EV Registrations and BEV/PHEV split

	June 2014	Dec 2014	June 2015	Dec 2015	June 2016
Total	9,665	12,235	12,928	16,529	17,941
BEV	70%	72%	71%	73%	71%
PHEV	30%	28%	29%	27%	29%

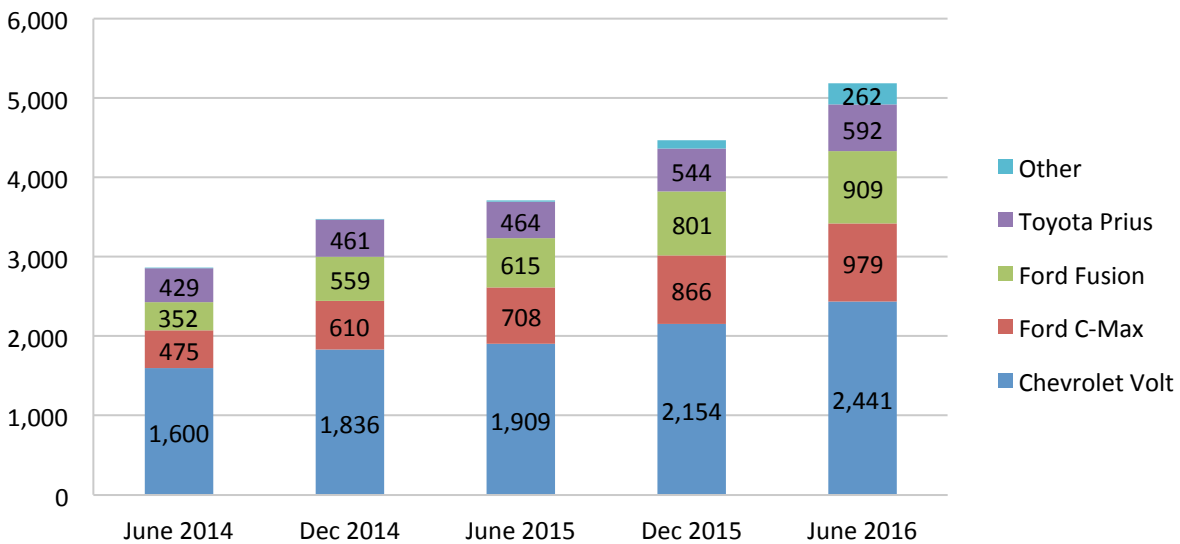
Annual EV Registration Growth Compared to Same Dates in 2014

	June 30, 2015	December 31, 2015	June 30, 2016
BEV	35%	38%	38%
PHEV	30%	29%	39%
Total	34%	35%	39%

Battery Electric Vehicle Registrations by Model¹



Plug-in Hybrid Electric Vehicle Registrations by Model



¹ For a full list of registrations by model see the chart on page 5.

Growth by County (June 2015 to June 2016)

	BEV			PHEV			All		
	Total ²	Inc. ³	% Inc. ⁴	Total	Inc.	% Inc.	Total	Inc.	% Inc.
Adams	1	0	0%	1	0	0%	2	0	0%
Asotin	4	2	100%	2	0	0%	6	2	50%
Benton	116	52	81%	79	24	44%	195	76	64%
Chelan	41	17	71%	28	10	56%	69	27	64%
Clallam	68	29	74%	46	4	10%	114	33	41%
Clark	580	162	39%	307	78	34%	887	240	37%
Columbia	0	0	-	1	0	0%	1	0	0%
Cowlitz	40	8	25%	32	7	28%	72	15	26%
Douglas	22	4	22%	15	6	67%	37	10	37%
Ferry	2	2	-	1	0	0%	3	2	200%
Franklin	25	10	67%	21	9	75%	46	19	70%
Garfield	0	0	-	0	0	-	0	0	-
Grant	11	4	57%	16	3	23%	27	7	35%
Grays Harbor	25	15	150%	16	6	60%	41	21	105%
Island	90	39	76%	92	22	31%	182	61	50%
Jefferson	66	20	43%	37	14	61%	103	34	49%
King	7,882	2,278	41%	2,390	734	44%	10,272	3,012	41%
Kitsap	483	81	20%	181	50	38%	664	131	25%
Kittitas	11	6	120%	12	5	71%	23	11	92%
Klickitat	17	2	13%	17	6	55%	34	8	31%
Lewis	35	9	35%	27	11	69%	62	20	48%
Lincoln	2	0	0%	3	2	200%	5	2	67%
Mason	41	11	37%	45	9	25%	86	20	30%
Okanogan	0	-1	-100%	10	2	25%	10	1	11%
Out of State	47	24	104%	48	22	85%	95	46	94%
Pacific	3	0	0%	4	2	100%	7	2	40%
Pend Oreille	1	1	-	2	2	-	3	3	-
Pierce	750	133	22%	540	146	37%	1,290	279	28%
San Juan	65	23	55%	24	6	33%	89	29	48%
Skagit	95	42	79%	56	2	4%	151	44	41%
Skamania	7	2	40%	6	4	200%	13	6	86%
Snohomish	1,291	316	32%	571	165	41%	1,862	481	35%
Spokane	217	51	31%	137	30	28%	354	81	30%
Stevens	6	2	50%	15	3	25%	21	5	31%
Thurston	352	78	28%	241	51	27%	593	129	28%
Wahkiakum	0	0	-	1	0	0%	1	0	0%
Walla Walla	13	3	30%	14	-1	-7%	27	2	8%
Whatcom	313	99	46%	90	21	30%	403	120	42%
Whitman	10	4	67%	17	6	55%	27	10	59%
Yakima	28	18	180%	36	6	20%	64	24	60%
Total	12,760	3,546	38%	5,181	1,467	39%	17,941	5,013	39%

² Total registrations at the end of June 2016.

³ Increase in registrations since June 2015.

⁴ Percent increase in registrations since June 2015.

Registration Growth by Vehicle Model (December 2014 to December 2015)

	Make/Model	Total⁵	Increase⁶	% Increase⁷
Battery Electric Vehicles	Azure Transit	4	4	-
	BMW i3	852	399	88%
	Chevrolet Spark	21	14	200%
	Coda Sedan Electric	1	1	-
	Fiat 500E	63	50	385%
	Ford Focus	322	42	15%
	Ford Transit	1	1	-
	Honda FIT	1	-1	-50%
	KIA SOUL EV	90	90	-
	Mercedes-Benz B-Class	49	49	-
	Mercedes-Benz Smart For Two	114	57	100%
	Mitsubishi i-MiEV	77	24	45%
	Nissan Leaf	7,895	1,315	20%
	Tesla Model S	2,926	1,251	75%
	Tesla Model X	237	237	-
	Tesla Roadster	69	-1	-1%
	Toyota RAV 4	20	3	18%
	VW E-Golf	18	11	157%
	BEV Total	12,760	3,546	38%
Plug-in Hybrid EVs	Audi e-tron	89	89	-
	BMW i8	44	28	175%
	Cadillac ELR	67	67	-
	Chevrolet Volt	2,440	531	28%
	Fisker Karma	14	14	-
	Ford C-Max	979	271	38%
	Ford Fusion	909	294	48%
	Honda Accord	4	2	100%
	Toyota Prius	592	128	28%
	Volvo XC90	43	43	-
		PHEV Total	5,181	1,467
	Total	17,941	5,013	39%

⁵ Total registrations at the end of 2015.

⁶ Increase in registrations since June 2015.

⁷ Percent increase in registrations since June 2015.

Active Registrations by Vehicle Model Year (as of 6/30/2016)

	Make Model	2008	2010⁸	2011	2012	2013	2014	2015	2016	2017	Total
Battery EV	Azure Transit			3	1						4
	BMW i3						490	333	29		852
	Chevrolet Spark						13	8			21
	Coda Sedan Electric				1						1
	Fiat 500E					30	15	18			63
	Ford Focus				13	133	109	59	8		322
	Ford Transit				1						1
	Honda FIT						1				1
	KIA SOUL EV							2	88		90
	Mercedes-Benz B-Class						20	27	2		49
	Mercedes-Benz Smart For Two					16	57	37	4		114
	Mitsubishi i-MiEV				67		8		2		77
	Nissan Leaf			977	749	2,403	612	2,682	472		7,895
	Tesla Model S		1		148	828	663	1,029	256	1	2,926
	Tesla Model X								236	1	237
	Tesla Roadster	24	30	15							69
	Toyota RAV 4				8	10	2				20
	VW E-Golf							14	4		18
BEV Total	24	31	995	988	3,420	1,990	4,209	1,101	2	12,760	
Plug-in Hybrid EV	Audi e-tron								89		89
	BMW i8						8	32	4		44
	Cadillac ELR						48		19		67
	Chevrolet Volt			71	544	830	547	220	34	194	2,440
	Fisker Karma				14						14
	Ford C-Max					400	242	243	94		979
	Ford Fusion					231	285	159	221	13	909
	Honda Accord						4				4
	Toyota Prius				349	143	63	37			592
	Volvo XC90								43		43
	PHEV Total	0	0	71	907	1,604	1,197	691	504	207	5,181
Total	24	31	1,066	1,895	5,024	3,187	4,900	1,605	209	17,941	

⁸ No 2009 model year PEVs are registered in Washington.

WA Battery Electric Vehicle (BEV) Registration by County (as of 6/30/2016)

County	Nissan ⁹	Tesla	BMW	Ford	Mercedes-Benz	KIA	Other ¹⁰	BEV Total
Adams	1	0	0	0	0	0	0	1
Asotin	4	0	0	0	0	0	0	4
Benton	83	17	9	3	1	0	3	116
Chelan	27	10	1	2	0	1	0	41
Clallam	51	13	0	2	0	0	2	68
Clark	365	121	26	15	38	2	13	580
Columbia	0	0	0	0	0	0	0	0
Cowlitz	24	13	1	1	1	0	0	40
Douglas	18	3	0	0	0	0	1	22
Ferry	1	1	0	0	0	0	0	2
Franklin	17	2	2	1	1	0	2	25
Garfield	0	0	0	0	0	0	0	0
Grant	6	2	1	1	1	0	0	11
Grays Harbor	12	8	0	1	2	0	2	25
Island	51	30	4	1	0	0	4	90
Jefferson	47	13	2	1	2	0	1	66
King	4,504	2,313	629	196	77	50	113	7,882
Kitsap	362	73	16	10	9	6	7	483
Kittitas	5	6	0	0	0	0	0	11
Klickitat	10	5	0	1	0	0	1	17
Lewis	19	8	1	1	4	1	1	35
Lincoln	0	1	1	0	0	0	0	2
Mason	29	10	1	1	0	0	0	41
Okanogan	0	0	0	0	0	0	0	0
Pacific	1	2	0	0	0	0	0	3
Pend Oreille	0	1	0	0	0	0	0	1
Pierce	515	139	42	29	2	7	16	750
San Juan	45	14	1	0	3	0	2	65
Skagit	58	29	6	1	0	0	1	95
Skamania	3	4	0	0	0	0	0	7
Snohomish	967	188	60	37	6	17	16	1,291
Spokane	139	44	23	3	5	0	3	217
Stevens	3	3	0	0	0	0	0	6
Thurston	265	51	13	9	6	4	4	352
Wahkiakum	0	0	0	0	0	0	0	0
Walla Walla	7	5	0	0	0	0	1	13
Whatcom	218	68	6	5	4	2	10	313
Whitman	6	3	1	0	0	0	0	10
Yakima	13	9	2	2	1	0	1	28
Out of State	19	23	4	0	0	0	1	47
Total	7,895	3,232	852	323	163	90	205	12,760

⁹ For a complete list of the makes and models of plug-in electric vehicles currently registered in Washington, please see pages 5 and 6.

¹⁰ Other includes Mitsubishi (77), Fiat (63), Chevrolet (21), Toyota (20), Volkswagen (18), Azure (4), Coda (1), and Honda (1).

WA Plug-in Hybrid Vehicle (PHEV) Registration by County (as of 6/30/2016)

County	Chevrolet ¹¹	Ford	Toyota	Audi	Cadillac	Other ¹²	PHEV Total	Grand Total
Adams	0	0	0	0	0	1	1	2
Asotin	1	1	0	0	0	0	2	6
Benton	36	33	7	0	2	1	79	195
Chelan	18	4	6	0	0	0	28	69
Clallam	22	9	15	0	0	0	46	114
Clark	147	114	39	2	3	2	307	887
Columbia	0	0	1	0	0	0	1	1
Cowlitz	16	12	4	0	0	0	32	72
Douglas	9	3	3	0	0	0	15	37
Ferry	1	0	0	0	0	0	1	3
Franklin	10	9	2	0	0	0	21	46
Garfield	0	0	0	0	0	0	0	0
Grant	9	3	3	0	1	0	16	27
Grays Harbor	5	8	2	0	1	0	16	41
Island	44	39	8	0	0	1	92	182
Jefferson	17	11	9	0	0	0	37	103
King	1,047	890	281	64	35	73	2,390	10,272
Kitsap	95	58	21	5	1	1	181	664
Kittitas	11	1	0	0	0	0	12	23
Klickitat	6	6	4	0	0	1	17	34
Lewis	16	5	5	0	1	0	27	62
Lincoln	3	0	0	0	0	0	3	5
Mason	34	6	4	0	1	0	45	86
Okanogan	4	4	2	0	0	0	10	10
Pacific	2	1	1	0	0	0	4	7
Pend Oreille	1	0	1	0	0	0	2	3
Pierce	267	208	47	2	9	7	540	1,290
San Juan	10	10	3	0	0	1	24	89
Skagit	24	24	7	0	1	0	56	151
Skamania	4	0	2	0	0	0	6	13
Snohomish	255	241	50	9	5	11	571	1,862
Spokane	75	51	9	1	1	0	137	354
Stevens	10	3	2	0	0	0	15	21
Thurston	141	69	26	2	3	0	241	593
Wahkiakum	0	1	0	0	0	0	1	1
Walla Walla	8	4	2	0	0	0	14	27
Whatcom	43	26	16	4	0	1	90	403
Whitman	8	5	4	0	0	0	17	27
Yakima	19	10	2	0	3	2	36	64
Out of State	22	19	4	0	0	3	48	95
Total	2,440	1,888	592	89	67	105	5,181	17,941

¹¹ For a complete list of the makes and models of plug-in electric vehicles currently registered in Washington, please see pages 5 and 6.

¹² Other includes BMW (44), Volvo (43), Fisker (14), and Honda (4).